

Maintenance of Privies

Privies should be kept in a clean and sanitary condition and maintained so that insects and rodents cannot enter the chamber. This is important because insects and rodents act as vectors and can carry and spread disease.

Vault privies need to be pumped when the contents get to within 1 foot of the top of the vault. Pumping of the contents must be done in accordance with chapter NR 113 of Wisconsin Administrative Code. Pit privies may need to be abandoned and relocated when they get full.

Abandonment of privies

When the useful life or need of a privy has ended the privy should be properly abandoned. The structure over the privy should be removed. The contents of the privy should be pumped out and disposed of by a Licensed Septic Pumper. The empty pit or vault should be filled with soil or other inert material to prevent someone from falling in the hole. The county should be notified that the privy has been abandoned.

Privy Alternatives

Privies are not the only option available for human waste disposal for properties with buildings that do not have plumbing installed in them. Other options include: portable restrooms, composting toilets, and incinerating toilets. The requirements for these types of non-plumbing toilets may vary from those described for privies. A county sanitary permit is also required for these alternative toilets. Contact the Rusk County Zoning Office for more information on these types of toilets.

Privy Application Checklist

- County Sanitary Permit Application filled out and submitted to Zoning Office along with fees. (\$100.00)
- Site Plan showing proposed location of privy relative to all buildings, lot lines, well, roads, and if applicable any Lake, River, or Stream.
- Privy Installation Agreement filled out, signed, notarized, and submitted with filling fees. (\$30.00)
- Soil and Site Evaluation Report Only if Installing a Pit Privy. Done by Certified Soil Tester.

Rusk County takes pride in its recreational, traditional and environmental resources. The Rusk County Zoning Office administers the ordinances that assist in protecting, promoting and preserving these resources. For more information and applications for any required permits, please contact the Rusk County Zoning Office and we will be happy to assist you. The best time to prepare for new construction or other development is well in advance, so that any unforeseen setbacks may be addressed prior to your beginning date.


Rusk County Zoning

311 East Miner Avenue
Ladysmith, WI 54848

Phone: 715-532-2156
Fax: 715-532-2252
Email: yvonne@ruskcountywi.us

OUTHOUSES & PRIVIES

OUTDOOR TOILET OPTIONS AND REQUIREMENTS IN RUSK COUNTY.



Rusk County Zoning

311 East Miner Avenue
Ladysmith, WI 54848
(715) 532-2156

What is a Privy?

A Privy is non-portable outdoor toilet that is enclosed and serves as a receptacle for non-water carried human wastes. Rusk County regulates the installation of privies in order to protect human health, the environment and to prevent conflicts between neighbors.

When can I Use a Privy and When Do I Need a Septic System?

State law requires the issuance of a sanitary permit and the installation of a septic system for all structures that have running water and plumbing fixtures. If you have a well connected to plumbing in your building you need a septic system.

If a property has buildings that have no plumbing and are not connected to running water a privy may be used as a toilet only. No plumbing, piping, or drains shall be installed in a privy. The Rusk County private sewage ordinance requires that a county sanitary permit be obtained.

Types of Privies

Pit Privy: An outdoor toilet that receives non-water carried human wastes in an unlined excavated pit. A soil test needs to be done by a Certified Soil Tester. This test will look at the ability of the soil to safely receive human wastes. If the soil is not suitable a vault privy needs to be used.

Vault Privy: An outdoor toilet that receives non-water carried human wastes in a watertight chamber or vault. No soil test is required for a vault privy.

A COUNTY SANITARY PERMIT IS REQUIRED FOR A PRIVY

How Do I Get a Privy Permit?

- (1) Contact the Zoning Office for a County Sanitary Permit Application. If a pit privy is desired a Soil and Site Evaluation report must be done by a Certified Soil Tester.
- (2) In order to maintain records and keep future owners informed that there is no septic system connected to the buildings on the property a Privy Agreement needs to be filed with the county. This document needs to be signed and notarized and is recorded with the Register of Deeds.
- (3) To facilitate and speed the issuance of a privy permit a detailed site plan needs to be submitted. This plan needs to show the location of the proposed privy in relation to all buildings, lot lines, roads, etc.

Storage Chamber Requirements

- Vault must have a minimum capacity of 200 gallons.
- Vault needs to be watertight.
- Vault needs to be constructed of; concrete, fiberglass, polyethylene, or steel and meet the requirements of Comm 84.25.
- Vault needs to be properly anchored against flotation in saturated soils.

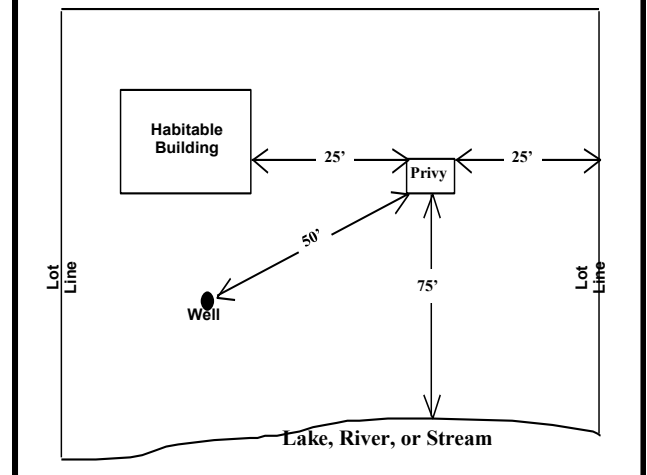
Venting Requirements

- The storage chamber of a pit or vault privy needs to be properly vented to prevent the build up of explosive gases.
- Vent at least 3 inches in diameter.
- Vent shall terminate at least 8 inches above roof.
- Vent shall be screened to keep insects out. (16 mesh screen works well)

Siting Requirements

- 25 feet from a dwelling.
- 25 feet from a lot line.
- 50 feet from a well.
- 75 feet from a Lake, River, or Stream.
- 25 feet from the edge of a 20% slope.
- May not be located in a floodplain areas.
- Privies constructed for public use must also meet the requirements of Comm 62.29

Privy Setback Requirements



RUSK COUNTY ZONING ADMINISTRATION

311 East Miner Avenue, Suite N110

Ladysmith, Wisconsin 54848

(715) 532-2156

PLUMBING/NON-PLUMBING SANITARY PERMIT APPLICATION

In accord with Chapter Comm 83/91, Wis. Adm. Code and
Rusk County Private Sewage System Ordinance

APPLICATION INFORMATION – TYPE OR PRINT

Property Owner Name		Property Legal Description GL ¼ ¼, S T N, R W			
Property Owner's Mailing Address			Lot Number	Block Number	
City, State	Zip Code	Phone Number ()	Subdivision Name or CSM Number		

TYPE OF BUILDING: (Check one) <input type="checkbox"/> State Owned <input type="checkbox"/> Public <input type="checkbox"/> 1 or 2 Family Dwelling – No. of bedrooms _____	<input type="checkbox"/> City <input type="checkbox"/> Village <input type="checkbox"/> Town of	Nearest Road
		Fire Number

PUBLIC BUILDING/LAND USE: [Explain the use/purpose for this permit, (i.e., campground, festival, recreation/entertainment event etc.)]	Parcel Tax Number(s)
---	----------------------

TYPE OF PERMIT: <input type="checkbox"/> Non-Plumbing (Privy, Toilet, Restroom etc.) <input type="checkbox"/> POWTS Reconnection <input type="checkbox"/> POWTS Repair <input type="checkbox"/> Renewal/Transfer <input type="checkbox"/> Chemical Restoration <input type="checkbox"/> Mechanical Restoration <input type="checkbox"/> Other: _____	TYPE OF NON-PLUMBING DEVICE/ SYSTEM/TOILET/UNIT: <input type="checkbox"/> Privy - Pit Toilet <input type="checkbox"/> Privy - Vault Toilet (Vault size: _____ gallons or _____ cubic yards) <input type="checkbox"/> Other: _____ <input type="checkbox"/> Composting Toilet System <input type="checkbox"/> Incinerating Toilet Device <input type="checkbox"/> Portable Restroom Unit
--	---

<input type="checkbox"/> A Sanitary Permit was previously issued Permit # _____ Date Issued _____

RESPONSIBILITY STATEMENT: (Check one or both <input type="checkbox"/> as appropriate.) <input type="checkbox"/> I, the under signed, assume responsibility for the POWTS activity for which this permit is issued. <input type="checkbox"/> I, the undersigned, assume responsibility for the installation of the non-plumbing sanitary system for which this permit is issued.			
--	--	--	--

Plumber's/Owner's Name: (Print)	Plumber's/Owner's Signature	MP/MPSW No:	Business Phone Number:
---------------------------------	-----------------------------	-------------	------------------------

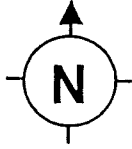
Plumber's Address (Street, City State, Zip Code):

OFFICE USE ONLY:					
<input type="checkbox"/> Approved	<input type="checkbox"/> Disapproved <input type="checkbox"/> Owner Given Initial Adverse Determination	Permit Fee:	CST No.	Date Issued	Issuing Agent Signature

COMMENTS:

CONDITIONS OF APPROVAL/REASONS FOR DISAPPROVAL:
--

PRIVY SITE PLAN



Name: _____

Legal Description: _____

Parcel ID#: _____

Scale

1 in = _____ ft

(Not required to be drawn by scale)